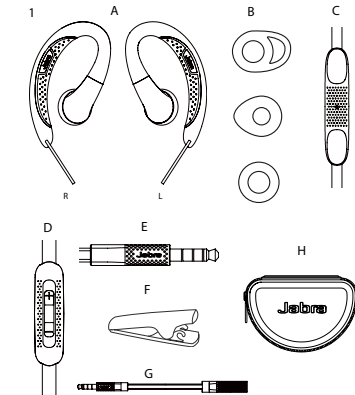


Jabra®
DISCOVER FREEDOM

Jabra SPORT-CORDED



Quick start manual
www.jabra.com



E 4-pole, gold plated 3,5mm plug
F Clothing Clip
G Extension Cable
H Carrying case

2. WEARING STYLE
Each Jabra SPORT-CORDED ear piece is ergonomically designed to mold to your ear and to fit either your left or right ear. To ensure optimal comfort and sound, follow the instructions:

2A Place each ear piece so the speaker is in front of the ear canal and the ear hook wraps snugly around the back of the ear. Please note, that the earhooks are bendable and adjustable to ensure the best possible fit and comfort.

2B How to change eargels:
1 Take off the eargel

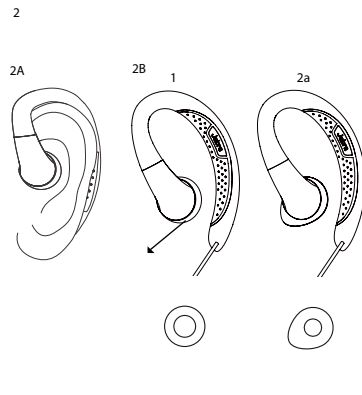
F Pince pour vêtement
G Câble d'extension
H Étui de transport

2. STYLE DE PORT
Chaque oreillette Jabra SPORT-CORDED est conçue pour épouser de façon ergonomique votre oreille et pour s'adapter à l'oreille gauche ou droite. Pour garantir un confort et un son optimaux, suivez les instructions :

2A Positionnez chaque oreillette de façon à ce que le haut-parleur soit bien en face du canal auditif, et que le contour d'oreillette entoure parfaitement la partie arrière de l'oreille.

Notez que les contours d'oreille sont flexibles et réglables pour garantir la meilleure adaptation et le plus grand confort possible.

2B Changement des gels d'oreille :
1 Enlevez le gel d'oreille



2a The pointy eargel has to point away from the Jabra logo
2b The loop eargel has to point towards the Jabra logo

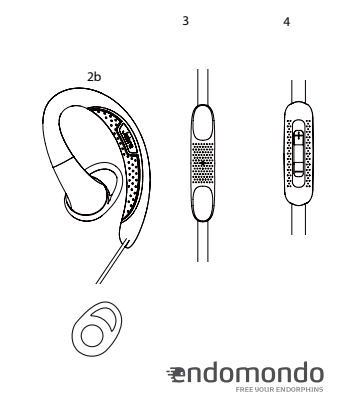
3 The eargels can be adjusted so they make for a personal fit just for you

4 Jabra SPORT - CORDED is ready for action

3. Use the multi-function button on the control box to...
Use the control box to play and pause your music, answer and end phone calls, and skip tracks.

4. VOLUME BOX
Slide up to turn volume up/slide down to volume turn down.

5. PHONE ADAPTOR
Extra phone adaptor in pack for Nokia®, SonyEricsson® & Samsung phones.



6. Using the Endomondo Sports Tracker app with Jabra SPORT - CORDED
If you have downloaded the Endomondo Sports Tracker app to your mobile phone you have access to additional features. With Jabra SPORT - CORDED connected to your phone and with the Endomondo app open while exercising you can tap the Multi-function button to get a status update of your workout read aloud through the headset. You can also press the Multi-function button to pause and resume your workout.
Go to www.endomondo.com or the app stores to download for free.

*Phone dependent



Welcome to Jabra **SPORT - CORDED** - the ultimate sports headset that integrates supreme sound and a secure fit with a design that moulds to the ear.

PLEASE NOTE: To ensure optimal comfort and sound, make sure that you put the headset in the correct ear. See WEARING STYLE for more details.

1. ABOUT YOUR JABRA SPORT - CORDED HEADSET
A Left and Right headphone
B Jabra SPORT-CORDED Eargels™
C Control box with Multi-function button, and wind-noise protected microphone
D Volume control box

Découvrez Jabra **SPORT-CORDED**, la crème de la crème en matière d'oreillette de sport qui offre un son exceptionnel et un ajustement sécurisé alliés à une conception parfaitement adaptée à l'oreille.

REMARQUE: afin de garantir un son et un confort optimaux, assurez-vous de placer l'oreillette dans la bonne oreille. Consultez le paragraphe **STYLE DE PORT** pour en savoir plus.

1. À PROPOS DE VOTRE OREILLETTE JABRA SPORT-CORDED
A Oreillettes gauche et droite
B Gels d'oreille Jabra SPORT-CORDED™
C Boîtier de contrôle avec bouton multifonction et microphone à réduction du bruit de vent
D Dispositif de commande du volume
E Connecteur de 3,5 mm à 4 broches en plaqué or

2A Positionnez chaque oreillette de façon à ce que le haut-parleur soit bien en face du canal auditif, et que le contour d'oreillette entoure parfaitement la partie arrière de l'oreille.

Notez que les contours d'oreille sont flexibles et réglables pour garantir la meilleure adaptation et le plus grand confort possible.

2B Changement des gels d'oreille :
1 Enlevez le gel d'oreille

6. Utilisation de l'application Endomondo Sports Tracker avec Jabra SPORT - AVEC CORDON
Si vous avez téléchargé l'application Endomondo Sports Tracker sur votre téléphone mobile, vous avez accès à des fonctionnalités supplémentaires. Une fois Jabra SPORT - AVEC CORDON connecté à votre téléphone et l'application Endomondo ouverte pendant votre séance d'entraînement, tapez le bouton multifonction pour entendre le suivi de vos exercices via votre casque d'écoute. Vous pouvez aussi appuyer sur le bouton multifonction pour mettre en pause puis reprendre vos exercices.
Pour les télécharger gratuitement, rendez-vous au www.endomondo.com ou sur les app stores.

*Varie en fonction du téléphone

NEED MORE HELP?

Why wait? Go to our support page and find all the answers you're looking for 24-hours a day. www.jabra.com/sportcordeds

TOLL FREE Customer Contact Details:

NA Support

Email: techsupp@jabra.com

Twitter: twitter.com/jabra_US

www.jabra.com/nasupport

(For the latest support info and online user manuals)

1 (800) 327-2230 (U.S.)

1 (800) 498-4199 (Canada)

GN Netcom Inc. • 77 Northeastern Boulevard • Nashua, NH 03062 • USA

For more information, please visit
www.jabra.com



Jabra STONE2

From trendy entry-level to cutting-edge technology and design. Jabra has an extensive portfolio of Bluetooth™ Headsets that are built to capture your needs. Discover the headset that matches you.

Jabra FREEWAY

The Jabra FREEWAY offers superb sound quality for hands-free calls and music in your car, so you can stay connected even while driving. State of the art technology delivers AM3D Virtual Surround Sound and Voice Control for ease of use, so you can enjoy your music and your calls with unparalleled quality and optimal performance.



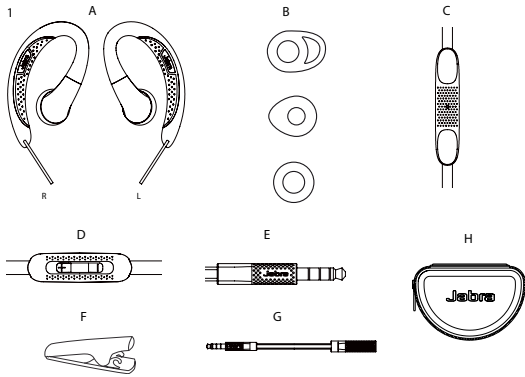
A BRAND BY
GN Netcom

© 2011 GN Netcom A/S (North America: GN Netcom US, Inc.). All rights reserved. Jabra® is a registered trademark of GN Netcom A/S. All other trademarks included herein are the property of their respective owners. (Design and specifications subject to change without notice).

Made in China
Type: HSC009



www.jabra.com



Bienvenido a Jabra **SPORT-CORDED**, lo último en auriculares para deportes que combina un sonido excepcional y un calce firme con un diseño que se amolda al oído.

RECUERDE: Para garantizar una comodidad y un sonido óptimos, asegúrese de colocarse el auricular en el oído correcto. Consulte MODOS DE COLOCACIÓN para obtener más información.

1. ACERCA DEL AURICULAR JABRA SPORT-CORDED

- A Audífono derecho e izquierdo
- B Jabra SPORT-CORDED Eargels™
- C Caja de control con botón multifunción y micrófono con protección contra el ruido del viento
- D Caja de control de volumen

Seja bem-vindo ao Jabra **SPORT-CORDED**, o mais moderno fone para esportes que integra som de ótima qualidade e ajuste seguro a um design que se encaixa aos ouvidos.

OBSERVAÇÃO: Para garantir excelentes conforto e som, coloque corretamente os fones nos ouvidos. Consulte MODO DE USO para obter mais detalhes.

1. SOBRE O FONE JABRA SPORT-CORDED

- A Fone direito e esquerdo
- B Eargels™ Jabra SPORT-CORDED
- C Caixa de controle com botão multifunções e microfone com proteção contra vento e ruídos
- D Caixa de controle de volume
- E Plugue com 4 polos folheado a ouro de 3,5 mm

- E Conector de 3.5 mm banhado em ouro de quatro polos
- F Clip para a roupa
- G Cable de extensión
- H Estuche

2. MODO DE COLOCACIÓN

Los receptores auriculares Jabra SPORT-CORDED tienen un diseño ergonómico para ajustarse a su oído derecho o izquierdo. Para garantizar una comodidad y un sonido óptimos, siga las instrucciones:

- 2A Coloque cada receptor auricular de modo que el altavoz se ubique frente al canal auditivo y el gancho de oreja se acomode confortablemente por detrás de la oreja.
- Observe que los ganchos para oreja pueden plegarse y ajustarse para garantizar el mejor calce y comodidad posible.
- 2B Cómo cambiar los auriculares de gel de silicona:

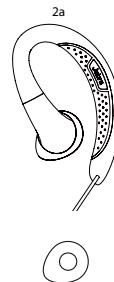
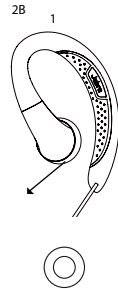
- F Presilha para roupa
- G Cabo extensor
- H Estojó

2. MODO DE USO

Cada peça auricular do Jabra SPORT-CORDED foi ergonomicamente desenvolvida para adaptar-se ao seu ouvido e ajustar-se ao seu ouvido direito ou esquerdo. Para garantir excelentes conforto e som, siga as instruções:

- 2A Coloque cada peça auricular de modo que o alto-falante fique de frente para o canal auricular e o prendedor acomode-se facilmente atrás da orelha.
- Observe que os prendedores de orelha são flexíveis e ajustáveis para garantir o melhor ajuste e máximo conforto possíveis.
- 2B Como trocar os Eargels:
- 1 Retire o Eargel

2



3



4



- 1 Extraiga los auriculares de gel de silicona
 - 2a El eargel con punta tiene que apuntar hacia afuera del logotipo de Jabra
 - 2b El eargel de bucle tiene que apuntar hacia el logotipo de Jabra
 - 3 Los eargels pueden ajustarse para proporcionarle un calce óptimo para usted
 - 4 Jabra SPORT-CORDED está preparado para la acción
- 3. Use el botón multifunción de la caja de control para...**
Utilice la caja de control para reproducir y pausar la música, responder y finalizar llamadas telefónicas y saltar pistas.
- 4. CAJA DE VOLUMEN**
Deslice hacia arriba para subir el volumen/deslice hacia abajo para bajar el volumen.

- 2a A ponta do Eargel deve apontar para longe do logotipo da Jabra
 - 2b A volta do Eargel deve apontar para o logotipo da Jabra
 - 3 Os Eargels podem ser ajustados para que se ajustem a você
 - 4 O Jabra SPORT com fio está pronto para uso
- 3. Use o botão multifunções da caixa de controle para...**
reproduze e pausar suas músicas, atender e terminar chamadas e pular faixas de música.
- 4. CAIXA DE VOLUME**
Deslize para cima para aumentar o volume e deslize para baixo para diminuir o volume
- 5. ADAPTADOR DE TELEFONE**
Adaptador de celular extra na embalagem para celulares Nokia®, SonyEricsson® e Samsung.

5. ADAPTADOR DE TELEFONO

Se incluye adaptador de teléfono adicional para teléfonos Nokia®, SonyEricsson® y Samsung.

6. Cómo usar la aplicación Endomondo Sports Tracker con SPORT-CORDED

Si ha descargado la aplicación Endomondo Sports Tracker en su teléfono móvil, puede acceder a funciones adicionales. Con el Jabra SPORT-CORDED conectado a su teléfono y la aplicación Endomondo abierta mientras ejercita, puede pulsar el botón multifunción para obtener una actualización de estado de sus ejercicios en voz alta a través del auricular. También puede presionar el botón multifunción para pausar y reanudar sus ejercicios. Visite www.endomondo.com o las tiendas de aplicaciones para descargas gratis.

* Depende del teléfono

6. Como usar o aplicativo Endomondo Sports Tracker com o Jabra SPORT com fio

Se você baixou o aplicativo Endomondo Sports Tracker para o seu celular, você tem acesso a outros recursos. Com o Jabra SPORT COM FIO conectado ao seu telefone e o aplicativo Endomondo aberto enquanto se exercita, você pode tocar o botão multifunções para obter uma atualização do status dos seus exercícios em voz alta pelo fone. Você também pode pressionar o botão multifunções para pausar ou retomar seus exercícios. Acesse www.endomondo.com ou uma App Store para fazer o download gratuitamente.

* Este equipamento só funciona em conjunto com um telefone

NEED MORE HELP?

Why wait? Go to our support page and find all the answers you're looking for 24-hours a day. www.jabra.com/sportcorded

TOLL FREE Customer Contact Details:

NA Support

Email: techsupp@jabra.com

Twitter: twitter.com/jabra_US

www.jabra.com/nasupport

(For the latest support info and online user manuals)

1 (800) 327-2230 (U.S.)

1 (800) 489-4199 (Canada)

GN Netcom Inc. • 77 Northeastern Boulevard • Nashua, NH 03062 • USA

For more information, please visit www.jabra.com

Jabra FREEWAY

The Jabra FREEWAY offers superb sound quality for hands-free calls and music in your car, so you can stay connected even while driving. State of the art technology delivers AM3D Virtual Surround Sound and Voice Control for ease of use, so you can enjoy your music and your calls with unparalleled quality and optimal performance.

Jabra STONE2

From trendy entry-level to cutting-edge technology and design, Jabra has an extensive portfolio of Bluetooth™ Headsets that are built to capture your needs. Discover the headset that matches you.



A BRAND BY



© 2011 GN Netcom A/S (North America: GN Netcom US, Inc.). All rights reserved. Jabra® is a registered trademark of GN Netcom A/S. All other trademarks included herein are the property of their respective owners. (Design and specifications subject to change without notice).

Made in China
Type: HSC009



www.jabra.com

Free Manuals Download Website

<http://myh66.com>

<http://usermanuals.us>

<http://www.somanuals.com>

<http://www.4manuals.cc>

<http://www.manual-lib.com>

<http://www.404manual.com>

<http://www.luxmanual.com>

<http://aubethermostatmanual.com>

Golf course search by state

<http://golfingnear.com>

Email search by domain

<http://emailbydomain.com>

Auto manuals search

<http://auto.somanuals.com>

TV manuals search

<http://tv.somanuals.com>