

Orbit II Stand-Alone DVD and CD Copier Quick Reference Guide



Installation Instructions

1. Prepare a workspace for the Orbit II. The dimensions required for the Orbit II are shown in Fig. A.

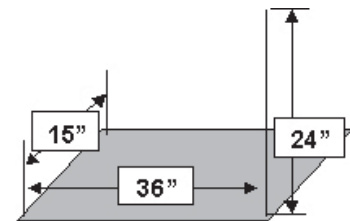


Fig. A - Workspace Dimensions

- Remove the Power Cord, Output Bin, 3 Input Rods, and Starter Kit from the box. The Starter Kit includes the Documentation CD, Warranty Card, and Quick Reference Guides. Position the Orbit II in the prepared space.
- Make sure the switch on the back of the Orbit II is in the OFF position.
- Plug the power cord into the back of the Orbit II, then into the nearest power outlet.

NOTE: It is recommended that you do not use an outlet that is already powering other equipment.

- Install the Output Bin on the left side. Extend the bin out to the left until it snaps into position.
- Install the Input Rods as shown in Fig. B.
- Turn on the Orbit II.

Please save all packing materials from your Orbit II!

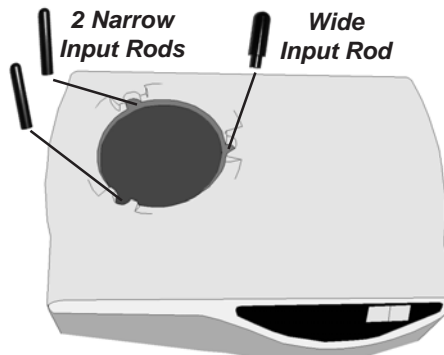


Fig. B - Input Rod Positions

Basic Duplication

This is a reference for basic operation and duplication only. Please read the manual for more detailed instructions on the advanced features of the Orbit II.

Blank Media Note: Authoring DVD media is not supported

- Load discs into the Input Hopper. The first 5-6 should lay flat, the rest should lean against the short input hopper rod. See Fig. C.
- Press "Yes" when the display reads "Copy?"
- Place the Master Disc in the tray when the reader drive opens. See Fig. D below.
- Press the "Yes" key again to start duplication.
- When the input hopper is empty, either add more discs and press "Yes" to continue, or press "No" to end the duplication.
- Once the duplication has been completed, the reader drive will eject. Remove the master.
- Remove the copies from the Accept bin on the left. Rejected discs, if any, will be to the right of the Orbit II.




Fig. C - Loading Procedure




Fig. D - Reader Drive Ejected

Please refer to the Operator's Manual for information on the advanced duplication features of the Orbit II.

Free Manuals Download Website

<http://myh66.com>

<http://usermanuals.us>

<http://www.somanuals.com>

<http://www.4manuals.cc>

<http://www.manual-lib.com>

<http://www.404manual.com>

<http://www.luxmanual.com>

<http://aubethermostatmanual.com>

Golf course search by state

<http://golfingnear.com>

Email search by domain

<http://emailbydomain.com>

Auto manuals search

<http://auto.somanuals.com>

TV manuals search

<http://tv.somanuals.com>