

# Quick Start Card

## HD81-LV Home Theater Solution



- 1** Plug in the power cords from the projector and scaler to the outlet.



- 2** Connect the HDMI cable from projector to the scaler.



- 3** Connect the RS-232 cable from projector to the scaler.



- 4** Connect short HDMI cable if AV receiver is not being used through the scaler



- 5** Connect the external IR receiver



- 6** Remove the lens cap.



- 7** Push the power button on the scaler.



- 8** Manually adjust the zoom and focus.



- 9** Insert the batteries into the remote.  
Download from [www.Somanuals.com](http://www.Somanuals.com). All Manuals Search And Download.

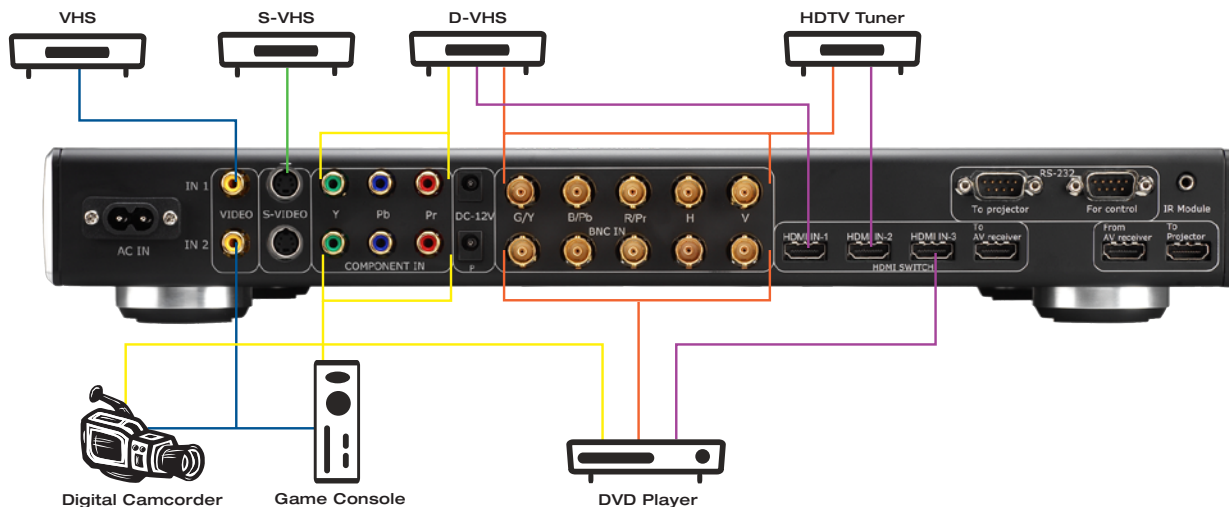


# Quick Start Card

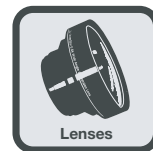


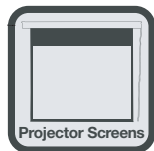
## HD81-LV Home Theater Solution



### Connection Options



### Accessory Options



## Free Manuals Download Website

<http://myh66.com>

<http://usermanuals.us>

<http://www.somanuals.com>

<http://www.4manuals.cc>

<http://www.manual-lib.com>

<http://www.404manual.com>

<http://www.luxmanual.com>

<http://aubethermostatmanual.com>

Golf course search by state

<http://golfingnear.com>

Email search by domain

<http://emailbydomain.com>

Auto manuals search

<http://auto.somanuals.com>

TV manuals search

<http://tv.somanuals.com>