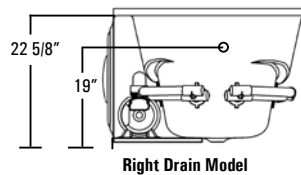
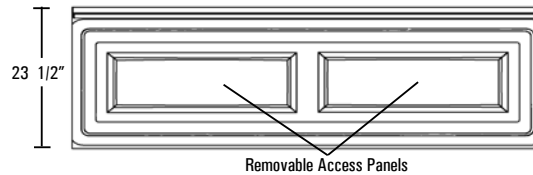
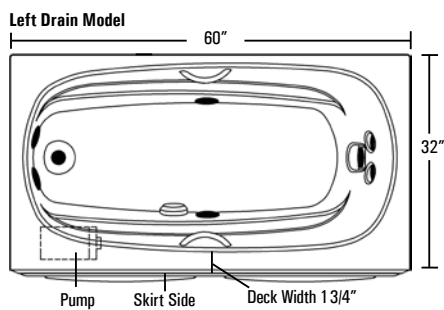

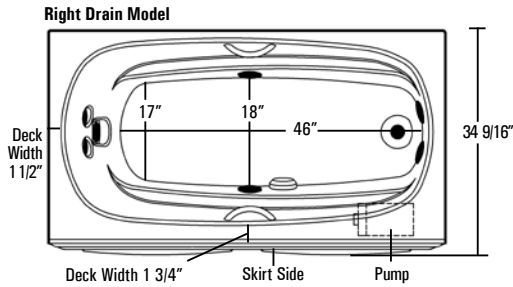


# SANTA CLARA

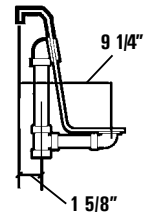
AQUATIC

**LUXURY SERIES** MODEL # AI6032ISL (LEFT DRAIN) / AI6032ISR (RIGHT DRAIN)



**Note: Requires a mortar base.  
ABS Support Base not included.**

**Rough-In Plumbing  
Measurements**



## SPECIFICATIONS:

### GENERAL SPECIFICATIONS:

Tub Size	60" x 32" x 23 1/2"
	152 cm x 81 cm x 56 cm
Bathing Well	46" long
	17" wide
	21 1/4" interior depth
Shipping Weight	135 lbs. / 61 kg
Tub Weight Filled	590 lbs. / 268 kg
Gallons to Overflow	69 gal. / 261 L
Gallons to Operate	50 gal. / 189 L

### ELECTRICAL SPECIFICATIONS:

Pump Requirement	1.75 HP; 12 AMP; 110V 15 AMP; 110V, separate circuit required protected w/ Class A GFCI
Optional Heater Requirement	1.5 kW; 12.5 AMP; 110V 15 AMP; 110V, separate circuit required protected w/ Class A GFCI

### STANDARD EQUIPMENT:

**7 Hydrotherapy Jets including:**

- 4 Full Size Pressure-Flo Hydrotherapy Jets
- 2 StressEaz Neck & Shoulder Therapy Jets
- 1 Recessed Rotary Massage Jet

**Aquatic Quality Features:**

- 1.75 HP Run-Dry Pump with 20-Minute Timer
- Bath-Side On/Off Electronic Button
- "Quiet Pad" Anti-Vibration Pump Mount for Quiet Pump Operation
- Color Matched Integral Skirt with Removable Access Panels
- Integrally Molded Tile Flange
- 2 Color Matched or Chrome Grab Bars
- 2 Arm Rests
- Slip Resistant Floor
- Heat-bent Rigid PVC Piping for Optimum Sanitary Conditions
- Durable, Easy to Clean, Lucite® Cast Acrylic Surface
- Available in 8 Standard No-Charge Colors

**UL & IAPMO Listed, Factory Tested  
Limited Lifetime Warranty**

### OPTIONAL EQUIPMENT:

- Chromatherapy LED Lighting
- Comfort Pillow - Oval or Rectangle
- Jet Finish
  - Chrome, Polished Brass, Gold Tone, Polished Nickel or Satin Nickel
- Grab Bar
  - White, Biscuit, Chrome, Polished Brass, Gold, Polished Nickel, Satin Nickel or Oil Rubbed Bronze
- 1.5 kW Inline Maintenance Heater
- Lift & Turn Waste and Overflow
  - Chrome, Polished Brass, Gold, Polished Nickel, Satin Nickel or Oil Rubbed Bronze
- Cable Drive Waste and Overflow
  - Chrome, Polished Brass, Gold, Polished Nickel, Satin Nickel, Oil Rubbed Bronze or Color Matched (Bone, White and Biscuit Only)
- 2 HP, 3-Speed Run-Dry Pump Upgrade
- Hand Held Jet - Chrome or Polished Brass
- Premium Colors

*All acrylic colors featured by Aquatic match the industry's leading fixture manufacturers.*

**Fax-On-Demand  
Document # 1051**



## Free Manuals Download Website

<http://myh66.com>

<http://usermanuals.us>

<http://www.somanuals.com>

<http://www.4manuals.cc>

<http://www.manual-lib.com>

<http://www.404manual.com>

<http://www.luxmanual.com>

<http://aubethermostatmanual.com>

Golf course search by state

<http://golfingnear.com>

Email search by domain

<http://emailbydomain.com>

Auto manuals search

<http://auto.somanuals.com>

TV manuals search

<http://tv.somanuals.com>