



Instruction Manual:

lovemyEGO.com

ICE™ SPEAKER SYSTEM FOR IPOD®

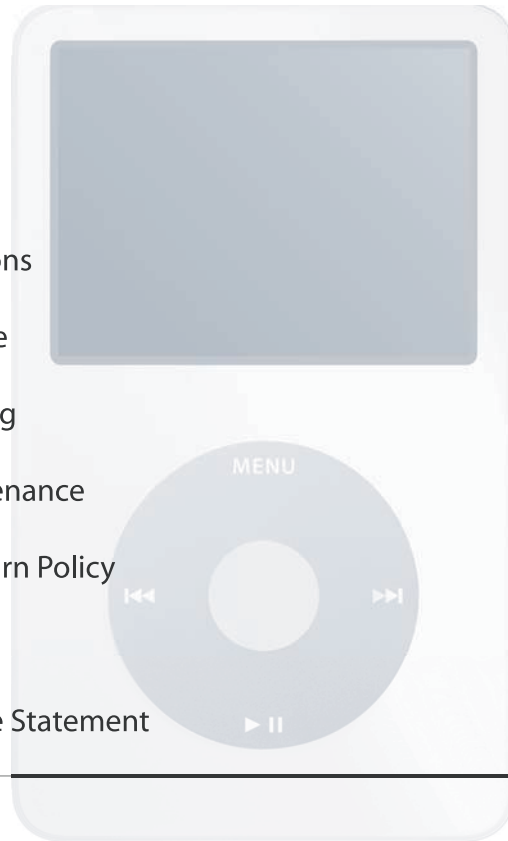
Compatible with



# 25906058

## **Contents**

	Page
Introduction	1
Parts List	2
Quick Start	3
Safety Instructions	4
Operation Guide	5-8
Trouble Shooting	9
Care and Maintenance	10-12
Warranty & Return Policy	13-16
Specifications	17
FCC Compliance Statement	18



## ***Introduction***

Thank you for purchasing the Ice™ Speaker System for iPod®. This product fits the following Apple™ iPod® digital music players:

iPod® 4thGen/photo 20GB/30GB/40GB/60GB

iPod® 5th Gen/video 30GB/60GB/80GB

iPod® Classic 80GB/160GB

iPod® mini 4GB/6GB

iPod® nano 1st Gen 1GB/2GB/4GB

iPod® nano 2nd Gen 2GB/4GB/8GB

iPod® nano 3rd Gen 4GB/8GB



Designed to enhance your iPod experience, the Ice Speaker System for iPod gives you uninterrupted music in any environment. Its design will protect your iPod from sand, water and dust during usage. A tough polycarbonate body with rubber bumpers ensures shockproof protection. If used properly, the Ice Speaker System for iPod will provide you with iPod enjoyment for a very long time.

### ***Copyright***

\*Apple™ and iPod® are trademarks of Apple Computer, Inc. Registered in the U.S. and other countries

## Parts List



Ice™ Speaker System for iPod®



Carrying Bag



4 AA alkaline  
batteries



Shoulder Strap



Wrist Strap



Spacer - iPod® Classic  
iPod® 4G / photo  
iPod® 5G / video



Ice™ Shower  
Hanger



Spacer - iPod®  
mini

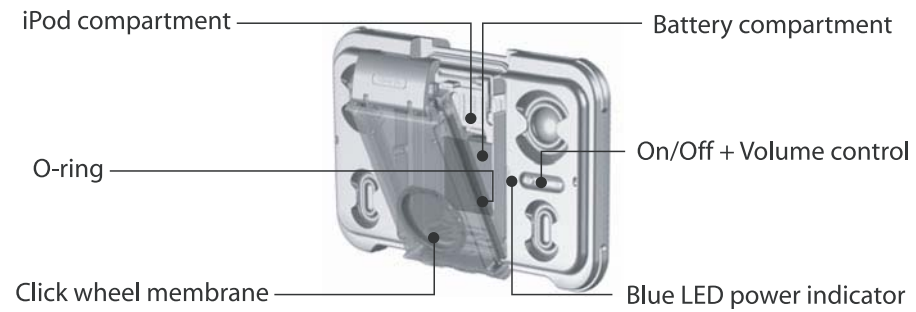


Spacer - iPod® nano 1G  
iPod® nano 2G  
iPod® nano 3G

\* iPod 4G / photo 60GB requires no insert

\*\*iPod® not included

## Quick Start



## ***Safety Instructions***

Please read and follow all safety and operating instructions before using this product. Retain this manual for future reference.

Please observe all warnings on the product and in the operating instructions.

Do not take product apart for any reason. There are no user serviceable parts inside, and any attempt at modifying or repairing your unit will void the warranty. (See Warranty & Return Policy on page 13)

Do not apply excessive force to the controls, or put heavy objects on top of the speaker. Keep sharp objects away from speakers.

Protect from direct sunlight and excessive heat. Avoid using the product for long periods of time in hot temperatures. High temperature may damage contents or shorten the life of sealing components. Do not store in closed cars, etc.

Make sure unit is dry before opening and removing or accessing iPod.


Although the product is waterproof, it is not designed for use underwater. **Do not submerge underwater.**

Note: Failure to follow all safety instructions may void your warranty.

## Operation Guide


### 1. Install batteries

New Alkaline batteries recommended  
Do not mix alkaline, standard (carbon-zinc) or rechargeable (nickel-cadmium) batteries  
\*See battery safety rules on page 12



### 2. Connect iPod :

Use correct spacer for your iPod (see page 2).  
**nano**



iPod nano  
1G, 2G & 3G



Not for  
iPod 1st, 2nd  
& 3rd Gen.

### 2a. Connect other iPod :




iPod mini

iPod 4G\* & 5G  
iPod Classic

\*iPod 4G photo 60GB requires no spacer

## Operation Guide

3. Check O-ring placement and condition



Make sure there are no hair, fibers, sand or other particles

4. Close the iPod compartment latch completely



  
Caution  
Do not open when wet or in wet environment



Dry completely before opening

5. Attach wrist and/or shoulder straps





## Operation Guide

### 6. Volume control / LED Indicator



LED power on, sound limit, and key press indicator  
Power On/Off  
Volume Control

The Ice Speaker System for iPod will shut down automatically if no audio input is detected for 2.5 minutes. It will resume at the last volume setting the next time you turn it on.

#### Quick Tip

1. Set the iPod volume level to a comfortable listening level.
2. Control the volume via the Ice Speaker System for iPod for easiest and safest operation.

#### LED Indicator provides:

1. Sound Limit Excess indication
  - Blue LED flashes when volume output is reached or excess limit.
2. Key press indication
  - Blue LED flashes when +/- key is pressed.



Due to variances in the sound level of audio files and iPods, sound distortion (clipping) may occur at high volume settings. When this occurs, and also when LED power indicator dims too often, reduce volume accordingly and listen at a safe level.

If problems persist, try replacing the batteries.

### 7. Replacing batteries



New alkaline batteries recommended

\*See battery safety rules on page 12

## Operation Guide

### 8. Setting your iPod

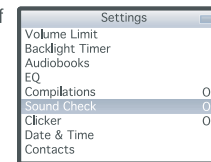
#### 8a. Turn Sound Check On

#### 8b. Set volume limit to this level

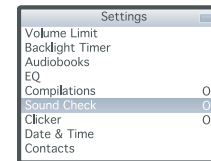


### iPod Settings:

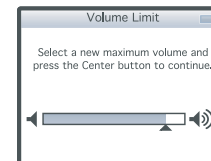
Sound Check Off



Sound Check On






Volume Limit



Note: For better Bass, select EQ setting to bass booster, Hip Hop, or Pop. At high volume levels, sound quality from this unit might not be fully optimized unless this setting is selected on your iPod unit.

## ***Troubleshooting***

<u>Problem</u>	<u>Solution</u>
No power	<ol style="list-style-type: none"><li>1. Check if batteries are installed properly</li><li>2. Batteries may be low. Replace with new batteries*</li><li>3. Press power button  on the Ice Speaker System and iPod</li></ol>
No sound	<ol style="list-style-type: none"><li>1. Check if the 3.5mm mini jack is plugged into iPod</li><li>2. Check volume by pressing  volume button</li><li>3. Check volume on iPod and adjust volume</li><li>4. Check if the power is on  on the Ice Speaker System and iPod.</li><li>5. Batteries may be low. Replace with new batteries*</li></ol>
iPod doesn't fit in case	<ol style="list-style-type: none"><li>1. Check if the correct iPod spacer is used for your iPod (See page 2)</li><li>2. Make sure the 3.5mm mini jack and cord is not blocking the iPod</li><li>3. Clear iPod compartment of any debris</li><li>4. Make sure O-ring is properly fitted</li></ol>
Waterproof Sound Case emits noises, or distorted sounds	<ol style="list-style-type: none"><li>1. Use iPod Settings on page 8</li><li>2. Replace with new batteries.</li></ol>

\* see Battery & Safety Rules on page 12 under Care and Maintenance.

If problems still persists, call the EGO helpline at (562) 903-9550 or (800) 747-2660 (within U.S. only)

## ***Care and Maintenance***

Put the unit in the provided protective carrying case during transportation.



Remove any debris (e.g. sand, dirt, hair) stuck to the sealing ring to avoid water leakage.

Use a damp cloth without any solvents to clean the exterior of unit. Please make sure that you have securely locked the iPod compartment to prevent water from entering the unit.



## Care and Maintenance

Wipe the interior of the unit with a soft dry cloth.

**Do not wash the interior with water.**



Do not use oil or chemicals during maintenance, as this will cause corrosion to the sealing ring.



### **Caution: Air Tightness**

Significant change in altitude or temperature (e.g. during and after plane travel) may cause the unit to be sealed shut. Greater force than normal may be required to open the unit. Open latch and pull gently to release pressure.

Speaker Jamming may also occur during pressure change. This may be fixed by opening the iPod compartment to release pressure. Do not open when wet or in wet environment. Dry completely before opening unit.

## Care and Maintenance

### Battery safety rules:

Batteries must be inserted with the correct polarity. Only batteries of the same or equivalent type should be used.

Do not mix old and new batteries.

Do not mix alkaline & rechargeable batteries.

Remove old or exhausted batteries from unit.

Remove the batteries if the unit will be unused for long period of time.

Never throw batteries into a fire.

Do not expose batteries to fire or other heat sources.

Low batteries may cause unit to emit noises or distorted sounds.

If this happens, remove batteries and replace with new alkaline or fully charged rechargeable batteries.

**\*Battery & Electronic Device Disposal:** Spent or discharged batteries & electronic devices must be properly disposed of and recycled in compliance with all applicable laws. For detailed information, contact your local solid waste authority for authorized state and federal locations.



## ***Warranty and Return Policy***

Please register online at [www.lovemyego.com](http://www.lovemyego.com) or [www.atlantic-inc.com](http://www.atlantic-inc.com) OR mail in your registration card to Atlantic, Inc. P.O. Box 2399, Santa Fe Springs, CA 90670-0399

### **One Year Limited Warranty.**

All EGO Branded products are Manufactured and Distributed by Atlantic, Inc.. This warranty shall apply only to products that have been used as intended by the manufacturer. This warranty only applies to the original purchaser. This warranty does not cover normal wear and tear from extended use or accidents and will not apply to products that are damaged due to misuse or neglect. Atlantic, Inc. warrants to the original purchaser that its products are free from defect in materials and workmanship for a period of one year, which starts from the date of original purchase. This warranty is void if the product has been damaged by accident, unreasonable use, neglect, improper service or other causes not arising out of defect in material and workmanship. This limited warranty applies to products purchased in the U.S. and Canada.

## ***Warranty and Return Policy***

### **One Year Limited Warranty (continued):**

If our inspection (testing and examination) finds the product to be defective in either materials or workmanship, we will at our option, repair or replace it. Atlantic, Inc. is not liable if testing and examination does not disclose the alleged defect or malfunction and the product will be returned at owner's expense. There are no other warranties, expressed or implied, including fitness for a particular purpose or merchantability beyond the terms of this limited warranty. Atlantic, Inc. shall not be liable for any incidental or consequential damages.

### **Warranty Disclaimer:**

This warranty does not cover damage to any iPods® or other electronic devices used with this product. Atlantic, Inc. is not liable for loss of use of the product, iPod® or other electronic devices or loss of data/files. Neither Atlantic, Inc. nor our resellers can be held responsible for loss or damage to items stored in the case, caused by misuse, accident or neglect, or of failure to follow the instructions.



## ***Warranty and Return Policy***

### ***Return Policy***

To obtain service under this warranty follow these steps:

- 1) Return to retailer
- 2) For U.S. and Canada only: If the retailer's return period has been exceeded, call the EGO Helpline at (562) 903-9550 or Toll Free at (800) 747-2660, M-F, 8am-5pm, P.S.T.
- 3) A Return Merchandise Authorization (RMA) number for your return must be assigned before return of product.
- 4) RMA number must be clearly marked on the four sides of package. A missing or unclear RMA number may result in a delay of claim.
- 5) Legible contact information must accompany the package with the following information: Name, complete physical address, and phone number where you can be reached. Missing or unclear contact information may result in a delay of claim.
- 6) Please ship the product postage paid or freight prepaid. COD shipments will not be accepted. Atlantic will not assume responsibility for loss of damage during incoming shipment. For your protection, carefully package the shipment and insure it with the carrier.
- 7) Forward the product with legible dated proof of purchase to Atlantic, Inc., 10018 Santa Fe Springs Road, Santa Fe Springs, CA 90670, USA Attention: Returns Department.

### ***Warranty and Return Policy***

For your records:

Model No \_\_\_\_\_

Lot No \_\_\_\_\_

Date of Purchase \_\_\_\_\_

Location of purchase \_\_\_\_\_

**Important: Keep all of your original packing material and proof of purchase (store receipt), in the event you have to ship the product for service.**

## ***Specifications***

Amplifier output	3W x 2 (RMS)
Frequency range	250- 20,000Hz
Power supply	4 x AA (LR6) Blue LED power indicator, auto shut-down after 2.5 minutes without audio signal
Speaker unit	Custom designed waterproof speakers with 45mm neodymium drivers
Dimensions	9.8"(24.9 cm) L x 1.8"(4.6 cm) W x 6.5"(16.5 cm) H
Weight	2.05lb / 0.93kg
Playtime	Over 30 hours at medium to high volume (Alkaline & most rechargeable batteries)

\*specifications subject to change without notice

## **FCC Compliance Statement**

This device complies with Part 15 of the FCC Rules. Operation is subject to the following two conditions:

(1) This device may not cause harmful interference, and (2) This device must accept any interference received, including interference that may cause undesired operation.

Warning: Changes or modifications to this unit not expressly approved by the party responsible for compliance could void the user's authority to operate the equipment.

NOTE: This equipment has been tested and found to comply with the limits for a Class B digital device, pursuant to Part 15 of the FCC Rules. These limits are designed to provide reasonable protection against harmful interference in a residential installation. This equipment generates uses and can radiate radio frequency energy and, if not installed and used in accordance with the instructions, may cause harmful interference to radio communications.

However, there is no guarantee that interference will not occur in a particular installation. If this equipment does cause harmful interference to radio or television reception, which can be determined by turning the equipment off and on, the user is encouraged to try to correct the interference by one or more of the following measures:

- Reorient or relocate the receiving antenna.
- Increase the separation between the equipment and receiver.
- Connect the equipment into an outlet on a circuit different from that to which the receiver is connected.
- Consult the dealer or an experienced radio/TV technician for help.

Trade Name: Ice™ Speaker System for iPod®  
Model Name: #25906058

ATLANTIC Inc.  
Santa Fe Springs CA  
(562) 903-9550



**ATLANTIC®**



©2008 Atlantic Inc.

Santa Fe Springs, CA U.S.A.

[www.atlantic-inc.com](http://www.atlantic-inc.com)

U.S. and other foreign patents pending

All Rights Reserved

Made in China

R1.0 080129 # 25906058

## Free Manuals Download Website

<http://myh66.com>

<http://usermanuals.us>

<http://www.somanuals.com>

<http://www.4manuals.cc>

<http://www.manual-lib.com>

<http://www.404manual.com>

<http://www.luxmanual.com>

<http://aubethermostatmanual.com>

Golf course search by state

<http://golfingnear.com>

Email search by domain

<http://emailbydomain.com>

Auto manuals search

<http://auto.somanuals.com>

TV manuals search

<http://tv.somanuals.com>