

## WARRANTY INFORMATION

## WARRANTY INFORMATION

### 3 YEAR LIMITED WARRANTY

Sunbeam Products, Inc. doing business as Jarden Consumer Solutions or if in Canada, Sunbeam Corporation (Canada) Limited doing business as Jarden Consumer Solutions (collectively "JCS") warrants that for a period of three years from the date of purchase, this product will be free from defects in material and workmanship. JCS, at its option, will repair or replace this product or any component of the product found to be defective during the warranty period. Replacement will be made with a new or remanufactured product or component. If the product is no longer available, replacement may be made with a similar product of equal or greater value. This is your exclusive warranty. Do NOT attempt to repair or adjust any electrical or mechanical functions on this product. Doing so will void this warranty. This warranty is valid for the original retail purchaser from the date of initial retail purchase and is not transferable. Keep the original sales receipt. Proof of purchase is required to obtain warranty performance. JCS dealers, service centers, or retail stores selling JCS products do not have the right to alter, modify or any way change the terms and conditions of this warranty.

This warranty does not cover normal wear of parts or damage resulting from any of the following: negligent use or misuse of the product, use on improper voltage or current, use contrary to the operating instructions, disassembly, repair or alteration by anyone other than JCS or an authorized JCS service center. Further, the warranty does not cover: Acts of God, such as fire, flood, hurricanes and tornadoes.

#### What are the limits on JCS's Liability?

JCS shall not be liable for any incidental or consequential damages caused by the breach of any express, implied or statutory warranty or condition.

Except to the extent prohibited by applicable law, any implied warranty or condition of merchantability or fitness for a particular purpose is limited in duration to the duration of the above warranty.

JCS disclaims all other warranties, conditions or representations, express, implied, statutory or otherwise.

JCS shall not be liable for any damages of any kind resulting from the purchase, use or misuse of, or inability to use the product including incidental, special, consequential or similar damages or loss of profits, or for any breach of contract, fundamental or otherwise, or for any claim brought against purchaser by any other party.

Some provinces, states or jurisdictions do not allow the exclusion or limitation of incidental or consequential damages or limitations on how long an implied warranty lasts, so the above limitations or exclusion may not apply to you.

This warranty gives you specific legal rights, and you may also have other rights that vary from province to province, state to state or jurisdiction to jurisdiction.

#### How to Obtain Warranty Service

##### In the U.S.A.

If you have any question regarding this warranty or would like to obtain warranty service, please call 1-800-253-2764 and a convenient service center address will be provided to you.

##### In Canada

If you have any question regarding this warranty or would like to obtain warranty service, please call 1-800-253-2764 and a convenient service center address will be provided to you.

In the U.S.A., this warranty is offered by Sunbeam Products, Inc. doing business as Jarden Consumer Solutions located in Boca Raton, Florida 33431. In Canada, this warranty is offered by Sunbeam Corporation (Canada) Limited doing business as Jarden Consumer Solutions, located at 20 B Hereford Street, Brampton, Ontario L6Y 0M1. If you have any other problem or claim in connection with this product, please write our Consumer Service Department. **PLEASE DO NOT RETURN THIS PRODUCT TO ANY OF THESE ADDRESSES OR TO THE PLACE OF PURCHASE.**

# BIONAIRE®

breeze



## Mini TOWER FAN

MODEL: BT014

## Instruction Leaflet

Read instructions before operating. Retain for future reference.

☎ Questions? Comments? Call 1-800-253-2764 in North America.

© 2008 Sunbeam Products, Inc. doing business as Jarden Consumer Solutions. All Rights Reserved.  
Distributed by Sunbeam Products, Inc. doing business as Jarden Consumer Solutions, Boca Raton, Florida 33431.

129492-000-000

SPR-120308

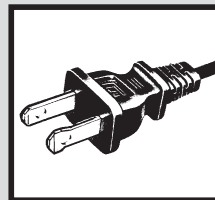
Printed In China

## PLEASE READ AND SAVE THESE IMPORTANT SAFETY INSTRUCTIONS

When using electrical appliances, basic safety precautions should always be taken including the following:

1. Read all instructions before using this appliance.
2. Use fan only for purposes described in the instruction manual.
3. To protect against electrical shock do not immerse unit, plug or cord in water or spray with liquids. Plug the appliance directly into a 120V AC electrical outlet.
4. Close supervision is necessary when any appliance is used by or near children.
5. Unplug from outlet when not in use, when moving fan from one location to another, before putting on or taking off parts and before cleaning.
6. Avoid contact with moving parts.
7. Do not operate in the presence of explosive and/or flammable fumes.
8. To avoid fire hazard, NEVER place the cord under rugs or any parts near an open flame, cooking or other heating appliance.
9. Do not operate any appliance with a damaged cord or plug after the appliance malfunctions, or has been dropped/damaged in any manner.
10. The use of attachments not recommended or sold by the appliance manufacturer may cause hazards.
11. Do not use outdoors.
12. Do not let the cord hang over the edge of a table, counter or come in contact with hot surfaces or leave exposed to high traffic areas.
13. To disconnect, grip plug and pull from wall outlet. Never yank on cord.
14. Always use on a dry, level surface.
15. Do not operate fan until fully assembled with all parts properly in place.
16. This product is intended for household use ONLY and not for commercial or industrial applications.
17. **WARNING:** To reduce the risk of electrical shock injury to persons, do not use in window.
18. **WARNING:** To reduce the risk of fire or electric shock, do not use this fan with any solid-state speed control device.

## PLEASE READ AND SAVE THESE IMPORTANT SAFETY INSTRUCTIONS



**THIS APPLIANCE HAS A POLARIZED PLUG (one blade is wider than the other). To reduce the risk of electric shock, this plug is intended to fit in a polarized outlet only one way. If the plug does not fit fully in the outlet, reverse the plug. If it still does not fit, contact a qualified electrician to install the proper outlet.**

**DO NOT ATTEMPT TO MODIFY THIS PLUG OR DEFEAT THIS SAFETY FEATURE IN ANY WAY.**

## FEATURES - OPERATIONS

### ASSEMBLY INSTRUCTIONS: (SEE FIGURE 1)

Your fan comes fully assembled and is ready for use.

### OPERATING INSTRUCTIONS: (SEE FIGURE 2)

1. Set the fan on a dry level surface.
2. Plug power cord into any standard 120V AC outlet.
3. To turn the fan on, press either speed control button. 1=Low, 2=high.
4. To turn the fan off press the on/off button.
5. To turn on the oscillation feature press the oscillation button once. To turn the oscillation feature off press the oscillation button once.

Figure 1

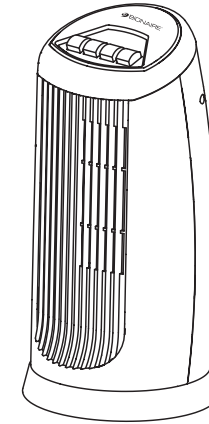
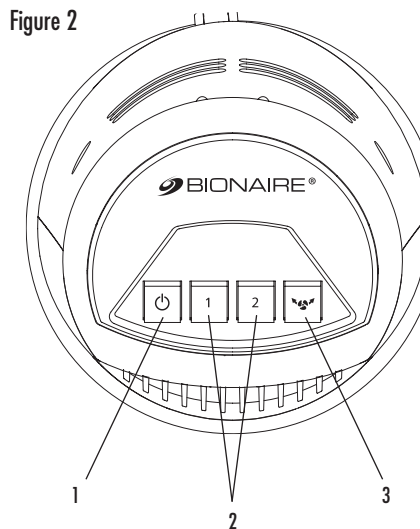


Figure 2



1. On/Off Button
2. Speed Control Buttons  
1 = Low speed  
2 = High speed
3. Oscillation Button

## CLEANING AND MAINTENANCE

### CLEANING/MAINTENANCE

#### INSTRUCTIONS:

Follow these instructions to correctly and safely care for your fan.

Please remember:

- Always unplug the fan before cleaning.
- Do not allow water to drip on or enter into fan housing.
- Be sure to use a soft cloth moistened with a mild soap solution.
- Do not use gasoline, thinner or benzene as a cleaner.

**FAN CLEANING:** Clean the fan grill, housing and base with a soft, damp cloth. Do not attempt to remove the fan blade. Please use caution around the motor housing area. Do not allow the motor or other electrical components to be exposed to water.

### FAN STORAGE:

When storing your fan in the off season, it is important to keep it in a safe dry location. It is important to protect the fan head from dust. **WE STRONGLY RECOMMEND USING THE ORIGINAL BOX FROM PURCHASE.**

If you have any questions regarding your product or would like to learn more about other Bonaire® products, please contact our Consumer Service Department at 1-800-253-2764 or visit our website at [www.bonaire.com](http://www.bonaire.com).

## Free Manuals Download Website

<http://myh66.com>

<http://usermanuals.us>

<http://www.somanuals.com>

<http://www.4manuals.cc>

<http://www.manual-lib.com>

<http://www.404manual.com>

<http://www.luxmanual.com>

<http://aubethermostatmanual.com>

Golf course search by state

<http://golfingnear.com>

Email search by domain

<http://emailbydomain.com>

Auto manuals search

<http://auto.somanuals.com>

TV manuals search

<http://tv.somanuals.com>