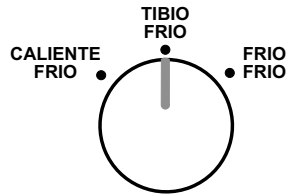
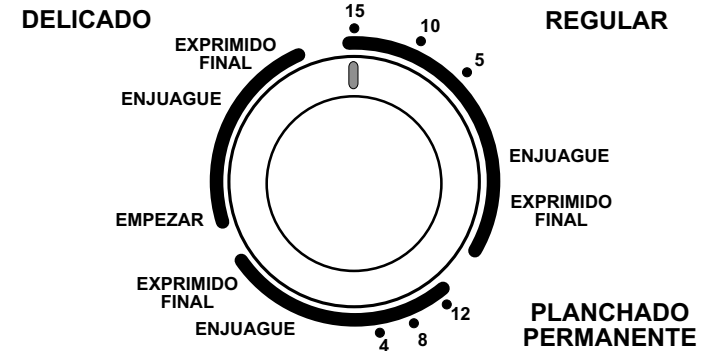
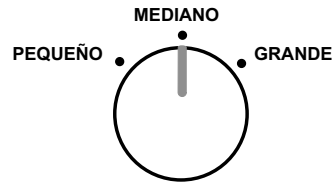


# OPERATING INSTRUCTIONS

## TEMPERATURA/LAVAR/ENJUAGAR



## TAMAÑO DE LA CARGA



## Before Operating Your Washer

Read your washer Owner's Guide. It has important safety and warranty information. It also has many suggestions for best washing results.

**⚠ WARNING** To reduce the risk of fire, electric shock, or injury to persons, read the IMPORTANT SAFETY INSTRUCTIONS in your washer Owner's Guide before operating this appliance.

## Operating Steps

Read Washing Procedures in your Owner's Guide. It explains these operating steps in detail.

1. Sort laundry into loads that can be washed together.
2. Prepare items for washing.

3. Pretreat stains and heavy soil.
4. Add the measured amount of detergent to wash tub.
5. If desired, add diluted liquid bleach to the Bleach Dispenser on some models. For models without a dispenser, add diluted bleach after the tub has filled and the load has agitated a few minutes. DO NOT pour bleach directly onto wash load.
6. Add laundry load to wash tub.
7. If desired, add liquid fabric softener to the Fabric Softener Dispenser on some models or during the final rinse.
8. Set cycle selector and washer controls according to type, size, and soil level of each load.

9. Close lid and pull cycle selector knob to start washer.
10. Remove items at end of cycle. Wait about 1 minute for safety lid lock to release.

## Cycle Selection

Always follow instructions on fabric care labels.

The Regular, Planchado Permanente (Perm Press), and Delicado (Delicate) cycles provide a spray rinse during the first spin, followed by a deep rinse(enjuague) and final spin(exprimido final).

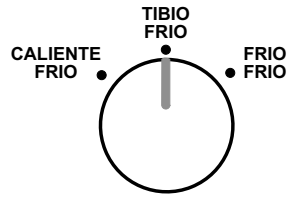
### Regular Cycle

Provides up to 15 minutes of wash agitation for most fabrics.

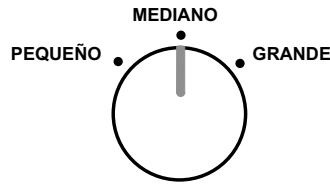
### Planchado Permanente (Perm Press) Cycle

Provides up to 12 minutes of wash agitation for cottons and blends with a no-iron finish.

### TEMPERATURA/LAVAR/ENJUAGAR

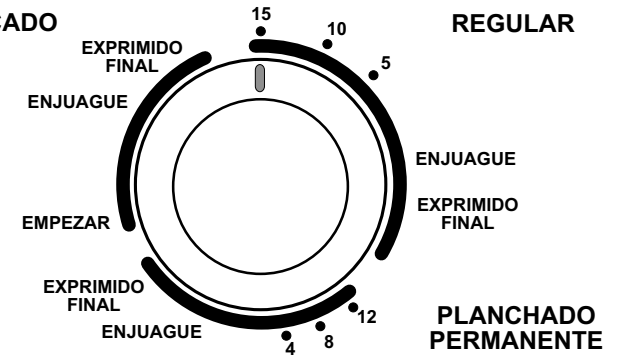


### TAMAÑO DE LA CARGA



### DELICADO

### REGULAR



## Cycle Selection (continued)

### Delicado (Delicate) Cycle

Provides 8 minutes of wash/pause agitation for the gentle care of knit and delicate items. Always set the Delicado cycle to begin at the EMPEZAR (START) position.

## Controls

Always follow instructions on fabric care labels.

**Temperatura/Lavar/Enjuagar** (Wash/Rinse Temperature) sets the water temperatures for washing and rinsing. Select wash water temperature according to fiber content and soil level of the load, and type of detergent used. A cold water rinse saves energy and reduces wrinkling.

The following chart suggests wash/rinse temperatures for basic fabric types.

Fabric Type	Wash/Rinse Temperature
Heavily soiled white/colorfast cotton, perm press	Hot/Cold (Caliente/Frío)
Normally soiled white/colorfast cotton, perm press	Warm/Cold (Tibio/Frío)
Noncolorfast fabrics, knits, delicates, washable woolens	Cold/Cold (Frío/Frío)

**Tamaño de la Carga** (Load Size) sets the amount of wash and rinse water for the wash load. Select a water level appropriate for the load size. There should be enough water for items to move freely.

NOTE: Large - Grande  
Medium - Mediano  
Small - Pequeño

## Energy Saving Tips

- Wash full loads. Oversize loads use extra energy. Undersize loads waste energy.
- When small wash loads cannot be avoided, use lower water levels.
- Select the appropriate cycle and time for each load. Shorten wash times for lightly soiled loads.
- To reduce drying time, select a fast spin speed to remove more water from heavy items such as towels and jeans.
- Use warm water to wash most loads. Limit hot water washes to heavily soiled and white loads. Use cold water for lightly soiled items and rinsing.
- Operate the washer in early morning and late evening when utility demands are low.
- Follow proper laundry procedures to avoid rewashing.

## Free Manuals Download Website

<http://myh66.com>

<http://usermanuals.us>

<http://www.somanuals.com>

<http://www.4manuals.cc>

<http://www.manual-lib.com>

<http://www.404manual.com>

<http://www.luxmanual.com>

<http://aubethermostatmanual.com>

Golf course search by state

<http://golfingnear.com>

Email search by domain

<http://emailbydomain.com>

Auto manuals search

<http://auto.somanuals.com>

TV manuals search

<http://tv.somanuals.com>